


db x-trackers

MSCI EMERGING MARKETS TRN INDEX ETF



db x-trackers — Simply buy the market

db x-trackers - Deutsche Bank Exchange Traded Funds

In January 2007 Deutsche bank launched 'db x-trackers', its new Exchange Traded Fund (ETF) platform. The db x-trackers ETFs are listed on multiple stock exchanges across Europe – Euronext Paris, Borsa Italiana, Frankfurt Xetra, London Stock Exchange and SWX Swiss Exchange and supported by a number of market makers providing liquidity in the ETFs. The db x-trackers ETFs are sub-funds of the db x-trackers SICAV, an umbrella fund investment company domiciled in Luxembourg. The db x-trackers SICAV and its sub-funds comply with the relevant European fund regulations relating to undertakings for collective investment in transferable securities (UCITS III).

Fund information

Fund name	db x-trackers MSCI Emerging Markets TRN Index ETF
ISIN	LU0292107645
UCITS III compliant	Yes
Fund currency	USD
NAV/Index Ratio	1/10
Fund launch date	22 June 2007
Initial fund charge	0.00%
Max. All-in fee	0.65% p.a.
Financial year end	31 December
Income treatment	Reinvestment
Date of distribution	-
NAV per Share	USD 33.87 (30 June 2010)
Total Fund Assets	USD 3,781,196,182 (30 June 2010)

Features of Exchange Traded Funds

- Instant stock market exposure in one transaction
- Low cost index investment
- Stock exchange liquidity with low bid/offer spread
- Cost effective alternative to traditional mutual funds
- The value of the ETF shares may be negatively affected by market volatility and/or the volatility of the sub-fund's assets and/or the underlying index
- The sub-fund may be exposed to a maximum of 10% derivative counterparty risk in accordance with the UCITS III investment restrictions
- There will be a trading difference between the ETF and relevant index being traded due to the impact of annual management fees

Performance Figures as of 30 June 2010

	2010	2009	2008	2007	Since ETF launch
MSCI Daily Emerging Markets TRN Index	-6.17%	78.51%	-53.33%	39.39%	-7.67%
MSCI Emerging Markets TRN Index ETF	-6.49%	77.47%	-53.65%	-	-9.34%

Source: Deutsche Bank, 30 June 2010
Past performance is not a reliable indicator of future results.

Historical Performance MSCI Emerging Markets TRN Index ETF



Source: Deutsche Bank, 30 June 2010
Past performance is not a reliable indicator of future results.

MSCI Daily Emerging Markets TRN Index

The MSCI Total Return Net Emerging Markets Index (the "Index") is a free float-adjusted market capitalisation index designed to measure equity market performance in the global emerging markets. As of January 2009 the Index consisted of the following 23 emerging market country indices: Argentina, Brazil, Chile, China, Colombia, Czech Republic, Egypt, Hungary, India, Indonesia, Israel, Korea, Malaysia, Mexico, Morocco, Peru, Philippines, Poland, Russia, South Africa, Taiwan, Thailand and Turkey.

Listing and trading information

Exchange	NSIN	Exchange Code (local)	Trading Currency	Trading Hours (Local Time)	Settlement	Bloomberg Ticker	Reuters RIC	iNAV Reuters
Xetra	DBX1EM	DBX1	EUR	09:00 - 17:30	t+2	XMEN GY	XMEN.DE	XMENNAV.DE
Stuttgart Stock Exchange	DBX1EM	DBX1	EUR	09:00 - 20:00	t+2	XMEN GS	XMEN.SG	XMENNAV.DE
London Stock Exchange	B1WK424	XMEN	GBP	08:00 - 16:30	t+3	XMEN LN	XMEN.L	XMENINAVGBP.DE
Italian Stock Exchange	-	XMEN	EUR	09:05 - 17:25	t+3	XMEN IM	XMEN.MI	XMENNAV.DE
SIX Swiss Exchange	3067289	XMEN	USD	09:00 - 17:30	t+3	XMEN SW	XMEN.S	XMENINAVUSD.DE
Euronext Paris	-	XEM	EUR	09:00 - 17:30	t+3	XEM FP	DBXEM.PA	XMENNAV.DE

A Passion to Perform.

Deutsche Bank



db x-trackers

MSCI EMERGING MARKETS TRN INDEX ETF



db x-trackers — Simply buy the market

Index information

Index Type	Total Return Net
Number of Index constituents	754
Countries in Index	23
Dividend yield	2.20%
PE ratio	15.67
Market Capitalisation	USD 3,020.60 Billion
Index Reuters RIC	.dMIEF00000NUS
Index Bloomberg ticker	NDUEEGF

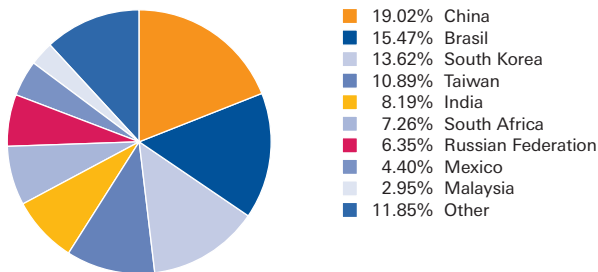
Source: Deutsche Bank, 31 May 2010

Historical Performance MSCI Daily Emerging Markets TRN Index



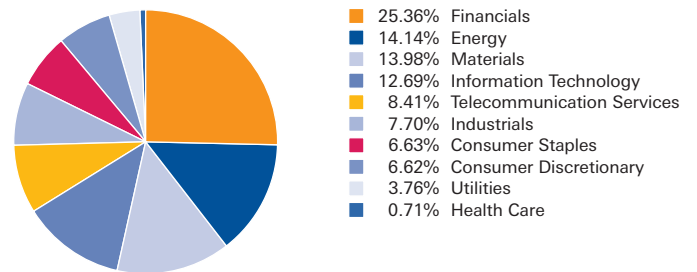
Source: Bloomberg, 30 June 2010
Past performance is not a reliable indicator of future results.

Country allocation of the index



Source: Deutsche Bank, 30 June 2010

Sector weightings of the index



Source: Deutsche Bank, 30 June 2010

Top 10 index constituents

Samsung Electrs Co Ltd ORD KRW 5000	2.40%
China Mobile Ltd	2.00%
Gazprom (RUB)	1.70%
PetrobrasPetroleo Brasileiro SA Pref	1.55%
Taiwan Semicon Mfg Co Ltd ORD TWD 10	1.55%
America Movil S.A.B. de C.V.	1.53%
Vale S.A. PREF A BRL NPV	1.44%
Industrial and Commercial Bank of China H	1.33%
PetrobrasPetroleo Brasileiro SA	1.30%
China Construction Bank Corp. H	1.27%

Source: Deutsche Bank, 30 June 2010

Registrations for public distribution

Austria	Italy	Singapore
Chile	Luxembourg	Spain
Denmark	Netherlands	Sweden
Finland	Norway	Switzerland
France	Peru	United Kingdom
Germany		

Further information on db x-trackers

Deutsche Bank AG
db x-trackers Team
Große Gallusstraße 10-14
60311 Frankfurt am Main
Hotline: +49 69 910 30549
Fax: +49 69 910 41276

Info: www.dbxtrackers.com
E-Mail: info.dbx-trackers@db.com
Bloomberg: DBETF <GO>
Reuters: DBETF

Disclaimer

© Deutsche Bank 2010. All information as of 30 June 2010.

This fact sheet contains a short summary description of the above mentioned ETF and is for discussion purposes only. A complete description of the funds is in the respective and most recent prospectus of the above mentioned ETF. This fact sheet is not for distribution to, or for the attention of, US or Canadian persons. Without limitation, this fact sheet does not constitute an offer or a recommendation to enter into any transaction. When making an investment decision, you should rely solely on the final documentation and any prospectus relating to the transaction and not this summary. Investment strategies involve numerous risks. Prospective investors or counterparties should discuss with their professional tax, legal, accounting and other adviser(s) the effect of any transaction they may enter into, including the possible risks and benefits of such transaction and should ensure that they fully understand the transaction and have made an independent assessment of the appropriateness of such transaction in the light of their own objectives and circumstances. In no way should Deutsche Bank be deemed to be holding itself out as a financial adviser or a fiduciary of the recipient hereof. Deutsche Bank may make a market or trade in instruments economically related to fund units or derivatives mentioned herein, and/or have investment banking or other relationships with issuers of the relevant securities. Deutsche Bank actively manages various risks, and on occasion may deal in securities mentioned in this document or in related instruments during the period between your receipt of this fact sheet and the award of any order. Whilst Deutsche Bank's trading or hedging activities are not intended to have any significant impact upon prices, its dealings could affect the prices you pay or receive for transactions in related securities or fund units. Deutsche Bank, and its current and future subsidiaries, parents, affiliates, divisions, officers, directors, agents and/or employees, disclaim all liability with respect to this document and the information herein, and are not liable for any errors or omissions, or for any damages howsoever arising from any reliance placed thereon, save as required by applicable laws and regulations.

Index Disclaimer

The index sponsors of the indices referred to herein (including Deutsche Bank AG) make no warranty or representation whatsoever either as to the results obtained from use of the indices and/or the figures at which the said indices stand at any particular day or otherwise. These index sponsors shall not be liable to any person for any error in their indices and shall not be under any obligation to advise any person of any error therein.

A Passion to Perform.

Deutsche Bank

