

db x-trackers

EURO STOXX® 50 ETF



db x-trackers — Simply buy the market

db x-trackers - Deutsche Bank Exchange Traded Funds

In January 2007 Deutsche bank launched 'db x-trackers', its new Exchange Traded Fund (ETF) platform. The db x-trackers ETFs are listed on multiple stock exchanges across Europe – Euronext Paris, Borsa Italiana, Frankfurt Xetra, London Stock Exchange and SWX Swiss Exchange and supported by a number of market makers providing liquidity in the ETFs. The db x-trackers ETFs are sub-funds of the db x-trackers SICAV, an umbrella fund investment company domiciled in Luxembourg. The db x-trackers SICAV and its sub-funds comply with the relevant European fund regulations relating to undertakings for collective investment in transferable securities (UCITS III).

Fund information

Fund name	db x-trackers Euro Stoxx® 50 ETF
ISIN	LU0274211217
UCITS III compliant	Yes
Fund currency	EUR
NAV/Index Ratio	1/100
Fund launch date	04 January 2007
Max. All-in fee	0.00% p.a.
Financial year end	31 December
Income treatment	Distribution
Date of distribution	23 July 2010
NAV per Share	EUR 27.83 (30 July 2010)
Total Fund Assets	EUR 2,223,439,902 (30 July 2010)

Features of Exchange Traded Funds

- Instant stock market exposure in one transaction
- Low cost index investment
- Stock exchange liquidity with low bid/offer spread
- Eligible for inclusion in self select ISAs and SIPPS
- Cost effective alternative to traditional mutual funds
- The value of the ETF shares may be negatively affected by market volatility and/or the volatility of the sub-fund's assets and/or the underlying index
- The sub-fund may be exposed to a maximum of 10% derivative counterparty risk in accordance with the UCITS III investment restrictions
- There will be a trading difference between the ETF and relevant index being traded due to the impact of annual management fees

Performance Figures as of 30 July 2010

	2010	2009	2008	2007	Since ETF launch
EURO STOXX® 50 TRN Index	-5.22%	25.65%	-42.40%	9.59%	-25.88%
Euro Stoxx® 50 ETF	-5.28%	26.00%	-42.09%	-	-24.94%

Source: Deutsche Bank, 30 July 2010
ETF performance calculation including reinvested dividends. Index performance calculated on a total return basis.
Past performance is not a reliable indicator of future results.

Historical Performance Euro Stoxx® 50 ETF



Source: Deutsche Bank, 30 July 2010
Past performance is not a reliable indicator of future results.

Euro STOXX® 50 Index (Pr.) (EUR)

The Dow Jones EURO STOXX 50® Index (hereinafter referred to as the "Index") operated by STOXX Limited is the most widely used regional blue-chip index in Europe. It includes the stocks of 50 market sector leading euro-zone companies (hereinafter referred to as "Index Securities"). The Index Securities are selected from the Dow Jones EURO STOXX® Index, in which the equity concentrations of the individual euro countries are comprised, namely Belgium, Germany, Finland, France, Greece, Ireland, Italy, Luxembourg, the Netherlands, Austria, Portugal and Spain. Since its launch on 28 February 1998 by STOXX Limited, Zurich (hereinafter referred to as the "Index Provider"), the Index has become one of the leading stock exchange barometers for Europe and the euro-zone. The Index has a base value of 1000 as at 31 December 1991

Listing and trading information

Exchange	NSIN	Exchange Code (local)	Trading Currency	Trading Hours (Local Time)	Settlement	Bloomberg Ticker	Reuters RIC	iNAV Reuters
Xetra	DBX1EU	DBXE	EUR	09:00 - 17:30	t+2	XESX GY	XESX.DE	XESXNAV.DE
Stuttgart Stock Exchange	DBX1EU	DBXE	EUR	09:00 - 20:00	t+2	XESX GS	XESX.SG	XESXNAV.DE
London Stock Exchange	B2PDCG7	XESX	GBP	08:00 - 16:30	t+3	XESX LN	XESX.L	XESXINAVGBP.DE
Italian Stock Exchange	-	XESX	EUR	09:00 - 17:25	t+3	XESX IM	XESX.MI	XESXNAV.DE
SIX Swiss Exchange	2825565	XESX	CHF	09:00 - 17:30	t+3	XESX SW	XESX.S	XESXINAVCHF.DE
Euronext Paris	-	XES	EUR	09:00 - 17:30	t+3	XES FP	XES.PA	XESXNAV.DE


A Passion to Perform.

Deutsche Bank



db x-trackers

EURO STOXX® 50 ETF



db x-trackers — Simply buy the market

Index information

Index Type	Price Return
Number of Index constituents	50
Countries in Index	8
Dividend yield	2.83%
PE ratio	21.25
Market Capitalisation	EUR 6,470.29 Billion
Index Reuters RIC	.STOXX50E
Index Bloomberg ticker	SX5E Index <go>

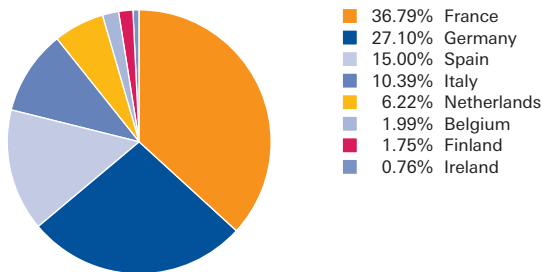
Source: Deutsche Bank, 31 December 2009

Historical Performance Euro STOXX® 50 Index (Pr.) (EUR)



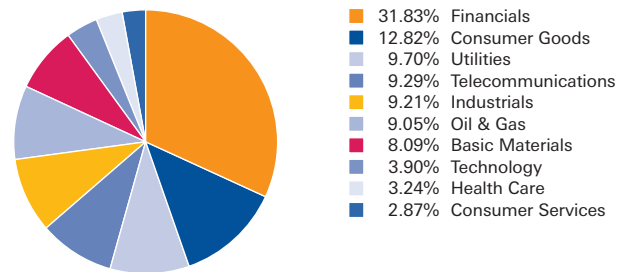
Source: Bloomberg, 30 July 2010
Past performance is not a reliable indicator of future results.

Country allocation of the index



Source: Deutsche Bank, 30 July 2010

Sector weightings of the index



Source: Deutsche Bank, 30 July 2010

Top 10 index constituents

Total SA	5.59%
Banco Santander	5.49%
Telefonica S.A.	4.58%
Siemens AG	4.21%
BNP Paribas	3.45%
Sanofi-Aventis SA	3.24%
E.ON AG	3.00%
BASF SE	2.68%
Allianz SE	2.64%
UniCredit SpA	2.59%

Source: Deutsche Bank, 30 July 2010

Registrations for public distribution

Austria	Germany	Peru
Chile	Italy	Spain
Denmark	Luxembourg	Sweden
Finland	Netherlands	Switzerland
France	Norway	United Kingdom

Further information on db x-trackers

Deutsche Bank AG
db x-trackers Team
Große Gallusstraße 10-14
60311 Frankfurt am Main
Hotline: +49 69 910 30549
Fax: +49 69 910 41276

Info: www.dbxtrackers.com
E-Mail: info.dbx-trackers@db.com
Bloomberg: DBETF <GO>
Reuters: DBETF

Disclaimer

© Deutsche Bank 2010. All information as of 30 July 2010.
This fact sheet contains a short summary description of the above mentioned ETF and is for discussion purposes only. A complete description of the funds is in the respective and most recent prospectus of the above mentioned ETF. This fact sheet is not for distribution to, or for the attention of, US or Canadian persons. Without limitation, this fact sheet does not constitute an offer or a recommendation to enter into any transaction. When making an investment decision, you should rely solely on the final documentation and any prospectus relating to the transaction and not this summary. Investment strategies involve numerous risks. Prospective investors or counterparties should discuss with their professional tax, legal, accounting and other adviser(s) the effect of any transaction they may enter into, including the possible risks and benefits of such transaction and should ensure that they fully understand the transaction and have made an independent assessment of the appropriateness of such transaction in the light of their own objectives and circumstances. In no way should Deutsche Bank be deemed to be holding itself out as a financial adviser or a fiduciary of the recipient hereof. Deutsche Bank may make a market or trade in instruments economically related to fund units or derivatives mentioned herein, and/or have investment banking or other relationships with issuers of the relevant securities. Deutsche Bank actively manages various risks, and on occasion may deal in securities mentioned in this document or in related instruments during the period between your receipt of this fact sheet and the award of any order. Whilst Deutsche Bank's trading or hedging activities are not intended to have any significant impact upon prices, its dealings could affect the prices you pay or receive for transactions in related securities or fund units. Deutsche Bank, and its current and future subsidiaries, parents, affiliates, divisions, officers, directors, agents and/or employees, disclaim all liability with respect to this document and the information herein, and are not liable for any errors or omissions, or for any damages howsoever arising from any reliance placed thereon, save as required by applicable laws and regulations.

Index Disclaimer

The index sponsors of the indices referred to herein (including Deutsche Bank AG) make no warranty or representation whatsoever either as to the results obtained from use of the indices and/or the figures at which the said indices stand at any particular day or otherwise. These index sponsors shall not be liable to any person for any error in their indices and shall not be under any obligation to advise any person of any error therein.

